










































ESTADO ANALÍTICO DEL EJERCICIO DEL PRESUPUESTO DE EGRESOS
 CLASIFICACIÓN POR OBJETO DEL GASTO (CAPÍTULO Y CONCEPTO)
 Del 1 de Enero al 30 de Septiembre de 2024
 (Cifras en pesos)

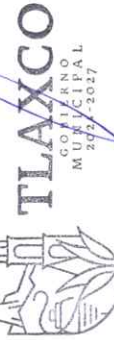




ESTADO ANALÍTICO DEL EJERCICIO DEL PRESUPUESTO DE EGRESOS
 CLASIFICACIÓN POR OBJETO DEL GASTO (CAPÍTULO Y CONCEPTO)
 Del 1 de Enero al 30 de Septiembre de 2024
 (Cifras en pesos)

| Concepto | Egreso Aprobado (1) | Ampliaciones/Reducciones (2) | Egreso Modificado (3=1+2) | Egreso Devengado (4) | Egreso Pagado (5) |
|---|-----------------------|------------------------------|---------------------------|-----------------------|----------------------|
| 7.5 INVERSIONES E/FID.MAND.Y OTROS ANÁLOGOS | 0.00 | 0.00 | 0.00 | 0.00 | 0.00 |
| 7.6 OTRAS INVERSIONES FINANCIERAS | 0.00 | 0.00 | 0.00 | 0.00 | 0.00 |
| 7.9 PROVISIONES F/CONT.Y OTR EROG.-ESPEC. | 0.00 | 0.00 | 0.00 | 0.00 | 0.00 |
| 8 PARTICIPACIONES Y APORTACIONES | 0.00 | 2,950,000.00 | 2,950,000.00 | 1,825,000.01 | 1,124,999.99 |
| 8.1 PARTICIPACIONES | 0.00 | 500,000.00 | 500,000.00 | 500,000.00 | 0.00 |
| 8.3 APORTACIONES | 0.00 | 0.00 | 0.00 | 0.00 | 0.00 |
| 8.5 CONVENIOS | 0.00 | 2,450,000.00 | 2,450,000.00 | 1,325,000.01 | 1,124,999.99 |
| 9 DEUDA PÚBLICA | 0.00 | 0.00 | 0.00 | 0.00 | 0.00 |
| 9.1 AMORTIZACIÓN DE LA DEUDA PÚBLICA | 0.00 | 0.00 | 0.00 | 0.00 | 0.00 |
| 9.2 INTERESES DE LA DEUDA PÚBLICA | 0.00 | 0.00 | 0.00 | 0.00 | 0.00 |
| 9.3 COMISIONES DE LA DEUDA PÚBLICA | 0.00 | 0.00 | 0.00 | 0.00 | 0.00 |
| 9.4 GASTOS DE LA DEUDA PÚBLICA | 0.00 | 0.00 | 0.00 | 0.00 | 0.00 |
| 9.5 COSTO POR COBERTURAS | 0.00 | 0.00 | 0.00 | 0.00 | 0.00 |
| 9.6 APOYOS FINANCIEROS | 0.00 | 0.00 | 0.00 | 0.00 | 0.00 |
| 9.9 ADEUDOS DE EJERC.FISC.ANTER. (ADEFAS) | 0.00 | 0.00 | 0.00 | 0.00 | 0.00 |
| TOTAL DEL GASTO | 158,947,062.58 | 19,444,271.34 | 178,391,333.92 | 132,627,811.65 | 45,763,522.27 |

Bajo protesta de decir verdad declaramos que los Estados Financieros y sus notas, son razonablemente correctos y son responsabilidad del emisor.



MTRA. DIANA TORREJÓN RODRIGUEZ
 PRESIDENTA INSTITUCIONAL
 MUNICIPAL

ING. ARTURO HERNÁNDEZ RODRIGUEZ
 SINDICO MUNICIPAL



YAZMIN FLORES ROMÁN
 TESORERA MUNICIPAL

TESORERÍA MUNICIPAL

000044