


ESTADO ANALÍTICO DEL EJERCICIO DEL PRESUPUESTO DE EGRESOS
 CLASIFICACIÓN ADMINISTRATIVA
 Del 1 de Enero al 30 de Septiembre de 2024
 (Cifras en pesos)

000038



TESORERÍA MUNICIPAL




SINDICATURA MUNICIPAL



Concepto	Egreso Aprobado (1)	Ampliaciones/Reducciones (2)	Egreso Modificado (3=1+2)	Egreso Devengado (4)	Egreso Pagado (5)	Subejericio (6=3-4)
SECTOR PUBLICO MUNICIPAL	158,947,062.58	19,444,271.34	178,391,333.92	132,627,811.65	132,627,811.65	45,763,522.27
SECTOR PUBLICO NO FINANCIERO	158,947,062.58	19,444,271.34	178,391,333.92	132,627,811.65	132,627,811.65	45,763,522.27
GOBIERNO GENERAL MUNICIPAL	158,947,062.58	19,444,271.34	178,391,333.92	132,627,811.65	132,627,811.65	45,763,522.27
GOBIERNO MUNICIPAL	158,947,062.58	19,444,271.34	178,391,333.92	132,627,811.65	132,627,811.65	45,763,522.27
ORGANO EJECUTIVO MUNICIPAL (AYUNTAMIENTO)	158,947,062.58	19,444,271.34	178,391,333.92	132,627,811.65	132,627,811.65	45,763,522.27
TLAXCO	158,947,062.58	19,444,271.34	178,391,333.92	132,627,811.65	132,627,811.65	45,763,522.27
RAMO GENERAL	0.00	0.00	0.00	2,500.00	2,500.00	-2,500.00
PRESIDENCIA	10,978,055.99	9,086,808.24	20,065,864.23	12,632,197.22	12,632,197.22	7,433,667.01
SINDICATURA	2,178,986.21	10,424.65	2,189,410.86	1,610,894.65	1,610,894.65	578,516.21
REGIDORES	3,097,364.00	40,008.35	3,137,372.35	2,319,567.30	2,319,567.30	817,805.05
TESORERÍA	7,527,991.96	1,396,558.98	8,924,550.94	6,395,475.55	6,395,475.55	2,529,075.39
SECRETARÍA H. AYUNTAMIENTO	5,917,359.34	0.00	5,917,359.34	4,257,002.07	4,257,002.07	1,660,357.27
OBRAS PÚBLICAS	54,414,290.33	6,185,435.04	60,599,725.37	44,154,011.99	44,154,011.99	16,445,713.38
SEGURIDAD PÚBLICA	26,517,978.12	1,508,554.70	28,026,532.82	16,401,962.11	16,401,962.11	11,624,570.71
SERVICIOS PÚBLICOS MUNICIPALES	14,753,943.34	104,431.76	14,858,375.10	11,976,755.10	11,976,755.10	2,881,620.00
PROTECCIÓN CIVIL	1,324,636.00	1,262.10	1,325,898.10	890,450.93	890,450.93	435,447.17
DEPORTES	508,658.00	23,009.20	531,667.20	1,071,253.26	1,071,253.26	-539,586.06
CULTURA	288,839.50	835.20	289,674.70	654,591.18	654,591.18	-364,916.48
ECOLOGÍA	1,354,092.00	-742,833.07	611,258.93	120,546.88	120,546.88	490,712.05
REGISTRO CIVIL	2,446,301.00	0.00	2,446,301.00	1,497,711.33	1,497,711.33	948,589.67
PLANEACIÓN	292,638.00	0.00	292,638.00	49,117.20	49,117.20	243,520.80
CONTRALORÍA	763,443.00	2,601.00	766,044.00	545,774.48	545,774.48	220,269.52
JURÍDICO	0.00	0.00	0.00	0.00	0.00	0.00
INFORMÁTICA	0.00	0.00	0.00	0.00	0.00	0.00
COMUNICACIÓN SOCIAL	615,830.00	0.00	615,830.00	649,343.12	649,343.12	-33,513.12
MINISTERIO PÚBLICO	0.00	0.00	0.00	1,078.80	1,078.80	-1,078.80
DIF MUNICIPAL	2,390,664.29	87,751.04	2,478,415.33	2,895,799.17	2,895,799.17	-417,383.84
COMISIONES DE AGUA POTABLE	8,272,842.61	73,727.72	8,346,570.33	5,809,479.96	5,809,479.96	2,537,090.37
ACCESO A LA INFORMACIÓN	247,069.06	0.00	247,069.06	151,151.88	151,151.88	95,917.18
TURISMO Y DESARROLLO ECONOMICO	771,526.18	505,033.20	1,276,559.38	1,189,281.03	1,189,281.03	87,278.35
COORDINACION INMUJERES	116,800.00	0.00	116,800.00	0.00	0.00	116,800.00
COORDINACION DE BIENESTAR MUNICIPAL	108,750.00	0.00	108,750.00	0.00	0.00	108,750.00
COORDINACION DE MIGRACION	0.00	0.00	0.00	0.00	0.00	0.00
COORDINACION DE BIENESTAR MUNICIPAL	193,950.00	150.00	194,100.00	28,829.78	28,829.78	165,270.22
CRONISTA MUNICIPAL	0.00	717,319.11	717,319.11	829,818.45	829,818.45	-112,499.34
COORDINACION MEDIO AMBIENTE	209,360.00	0.00	209,360.00	8,890.32	8,890.32	200,469.68
JUEZ MUNICIPAL	0.00	0.00	0.00	15,407.95	15,407.95	-15,407.95
COORDINACION DE SALUD	0.00	6,990.80	6,990.80	23,696.00	23,696.00	-16,705.20
COORDINACION RASTRO MUNICIPAL	743,272.00	-15,000.00	728,272.00	541,778.44	541,778.44	186,493.56
COORDINACION DE DESARROLLO RURAL	0.00	0.00	0.00	0.00	0.00	0.00

ESTADO ANALÍTICO DEL EJERCICIO DEL PRESUPUESTO DE EGRESOS
 CLASIFICACIÓN ADMINISTRATIVA
 Del 1 de Enero al 30 de Septiembre de 2024
 (Cifras en pesos)



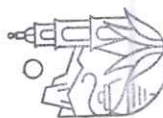
SINDICATURA
 Superior Municipal
 (6-3-4)



000039



Concepto	Egreso Aprobado (1)	Ampliaciones/Reducciones (2)	Egreso Modificado (3=1+2)	Egreso Devengado (4)	Egreso Pagado (5)
124 COORDINACION DE EDUCACION	837,181.00	0.00	837,181.00	531,006.64	306,174.36
125 COORDINACION DE SALUD	0.00	0.00	0.00	17,560.00	-17,560.00
126 SECTA SECCION	294,468.00	0.00	294,468.00	384,925.79	-90,457.79
127 EL SABINAL	317,980.00	45,336.16	363,316.16	1,076,919.66	-713,603.50
128 COL.ITURBIDE	307,456.00	0.00	307,456.00	381,675.29	-74,219.29
129 QUINTA SECCION	296,614.00	6,858.37	303,472.37	369,723.26	-66,250.89
130 COL.TEPATLAXCO	367,324.46	0.00	367,324.46	328,966.88	-39,940.88
131 COL.POSTAL Y VISTA HERMOSA	294,524.27	0.00	294,524.27	595,804.30	-228,479.84
132 COL.EJIDAL	284,250.00	11,054.78	295,304.78	909,374.07	-614,069.29
133 COL.SAN JUAN	288,048.00	10,324.00	298,372.00	317,111.45	-18,739.45
134 GRACIANO SANCHEZ	325,367.00	8,076.94	333,443.94	310,970.49	22,473.45
135 LAS VIGAS	337,400.00	22,640.00	360,040.00	816,521.07	-456,481.07
136 ACOPINALCO DEL PEÑON	376,793.00	12,404.70	389,197.70	457,096.52	-67,898.82
137 EL ROSARIO	296,578.00	9,414.70	305,992.70	298,842.91	7,149.79
138 MAGUEY CENIZO	438,293.92	32,839.60	471,133.52	505,875.67	-34,742.15
139 UNION EJIDAL TIERRA Y LIBERTAD	429,403.00	10,714.70	440,117.70	370,047.36	70,070.34
140 GOBIERNO MUNICIPAL MARIANO MATAMOROS	345,786.00	10,064.70	355,850.70	339,678.18	16,172.52
141 GOBIERNO MUNICIPAL CASA BLANCA	427,586.00	18,494.70	446,080.70	367,453.29	78,627.41
142 LAGUNILLA	285,553.00	9,414.70	294,967.70	295,559.48	-591.78
143 SAN DIEGO QUINTANILLA	286,508.00	10,064.70	296,572.70	348,153.94	-51,581.24
144 PRESIDENCIA CIENEGA	634,823.00	49,492.70	684,315.70	781,734.65	-97,418.95
145 ATOTONILCO	295,212.00	9,414.70	304,626.70	320,021.21	-15,394.51
146 SAN PEDRO LA CUEVA	294,574.00	9,414.70	303,988.70	293,059.07	10,929.63
147 LA HERRADURA	284,042.00	15,859.54	299,901.54	355,543.03	-55,641.49
148 SAN ANTONIO HUEXOTITLA	266,392.00	8,790.57	275,182.57	275,597.65	-415.08
149 GUADALUPE HUEXOTITLA	337,142.00	10,584.70	347,726.70	361,524.55	-13,797.85
150 SAN JOSE TEPEYAHUALCO	347,496.00	10,584.70	358,080.70	325,388.20	32,692.50
151 SAN LORENZO SOLTEPEC	278,092.00	10,064.70	288,156.70	335,101.19	-46,944.49
152 TECOMALUCAN	296,982.00	10,064.70	307,046.70	302,591.27	4,455.43
153 LA PALMA	264,388.00	9,934.70	274,322.70	285,042.54	-10,719.84
154 LA ROSA	310,862.00	7,955.64	318,817.64	351,738.02	-32,920.38
155 LAS MESAS	326,657.00	11,038.65	337,695.65	328,946.41	8,749.24
156 MAXIMO ROJAS XALOSTOC	267,332.00	10,064.70	277,396.70	356,196.32	-78,799.62
157 LA MAGDALENA SOLTEPEC	290,518.00	10,324.70	300,842.70	341,721.00	-40,878.30
158 J.M.M BUENAVISTA	277,942.00	13,721.13	291,663.13	305,104.19	-13,441.06
159 SANTA MARIA ZOTOLUCA	257,240.00	9,414.70	266,654.70	294,793.91	-28,139.21
160 CAPILLA DE TEPEYAHUALCO	0.00	0.00	0.00	0.00	0.00
1600 ADMINISTRACION 2016	256,616.00	9,451.23	266,067.23	284,022.25	-17,955.02
161 OJO DE AGUA	210,884.00	7,909.41	218,793.41	226,046.39	-7,252.98
162 DIEGO MUÑOZ CAMARGO	288,088.00	9,414.70	297,502.70	318,000.69	-20,497.99
163 C.F.E LA MARTINICA					



ESTADO ANALÍTICO DEL EJERCICIO DEL PRESUPUESTO DE EGRESOS
 CLASIFICACIÓN ADMINISTRATIVA
 Del 1 de Enero al 30 de Septiembre de 2024
 (Cifras en pesos)

Concepto	Egreso Aprobado (1)	Ampliaciones/Reducciones (2)	Egreso Modificado (3=1+2)	Egreso Devengado (4)	Egreso Pagado (5)	Subejercicio (6=3-4)
166 GRACIANO SANCHEZ	0.00	0.00	0.00	69,994.04	69,994.04	-69,994.04
25 COORDINACION MUNICIPAL DE BIENESTAR	0.00	0.00	0.00	8,620.00	8,620.00	-8,620.00
TOTAL DEL GASTO	158,947,062.58	19,444,271.34	178,391,333.92	132,627,811.65	132,627,811.65	45,763,522.27

Bajo protesta de decir verdad declaramos que los Estados Financieros y sus notas, son razonablemente correctos y son responsabilidad del emisor.



MPA. DIANA TORRES RODRIGUEZ
 PRESIDENTA MUNICIPAL CONSTITUCIONAL

ING. ARTURO HERNANDEZ RODRIGUEZ
 SINDICO MUNICIPAL

CH. YAZMIN ELAES TORRES
 TESORERA MUNICIPAL

TESORERÍA MUNICIPAL